# Hocker 2x2x2

# Stückliste

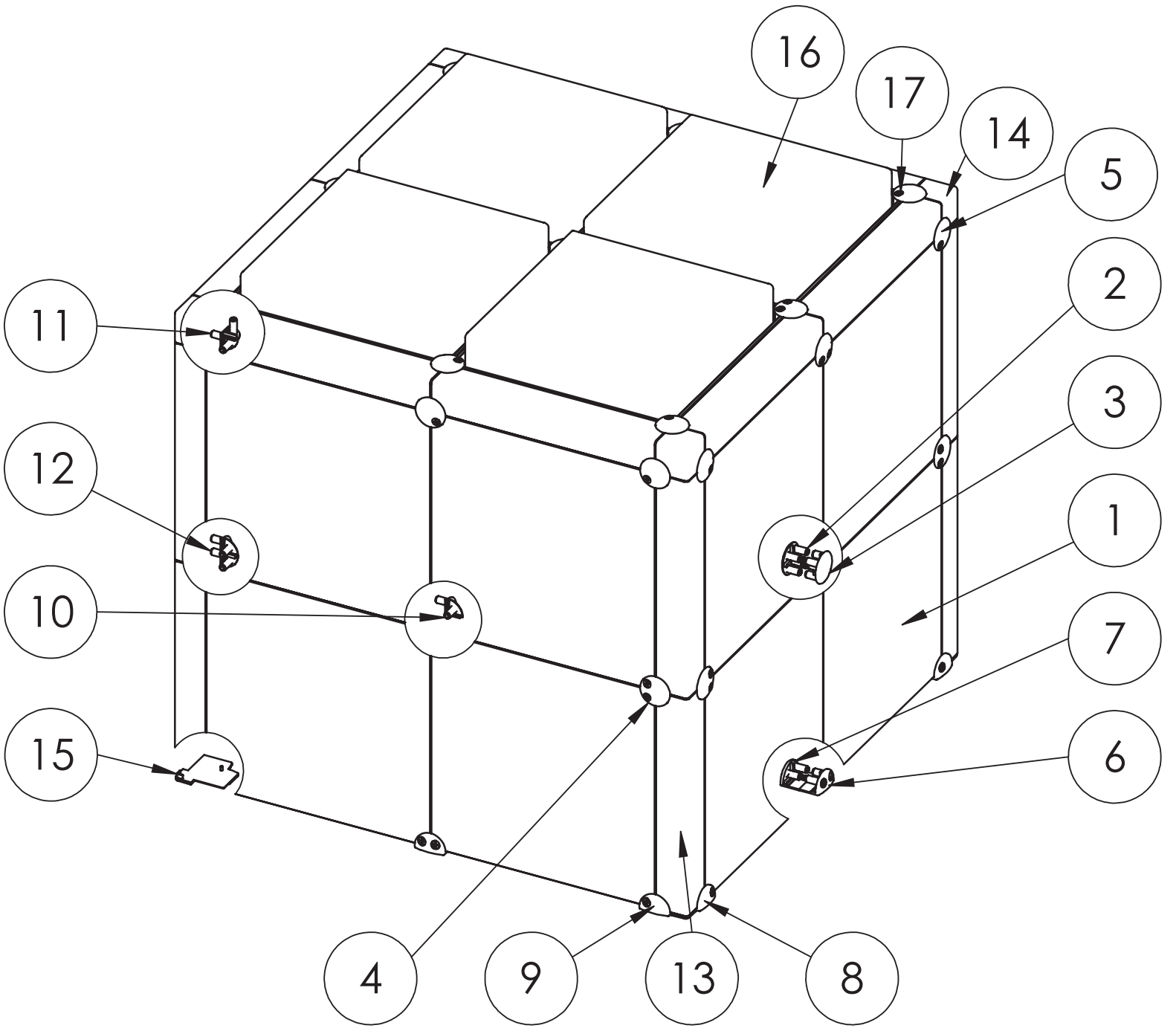


| POS-NR. | BENENNUNG | ART.-NR. | MENGE | |
|---|---|---|---|---|
| 1 | Cassette | X101.04 | 22 | 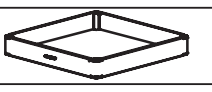 |
| 2 | Standardverbinder Senkkopf | X102.01 | 2 | |
| 3 | Standardverbinder | X102.02 | 2 | |
| 4 | Standardverbinder 2 Senkungen | X102.03 | 13 | |
| 5 | Standardverbinder 1 Senkung | X102.04 | 18 | |
| 6 | Randverbinder Senkkopf | X102.07 | 5 | |
| 7 | Randverbinder | X102.08 | 5 | |
| 8 | Randverbinder 1 Senkung links | X102.09 | 4 | |
| 9 | Randverbinder 1 Senkung rechts | X102.10 | 4 | |
| 10 | Innenverbinder 2-Fach | X102.12 | 6 | |
| 11 | Innenverbinder 3-Fach | X102.13 | 6 | |
| 12 | Innenverbinder 4-Fach | X102.14 | 7 | |
| 13 | Eckschiene | X103.01 | 16 | |
| 14 | Kofferecke | X103.02 | 4 | |
| 15 | Abdeckung | X103.03 | 4 | 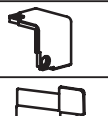 |
| 16 | Lederkissen | | 4 | |
| 17 | Schraube | | 70 | |

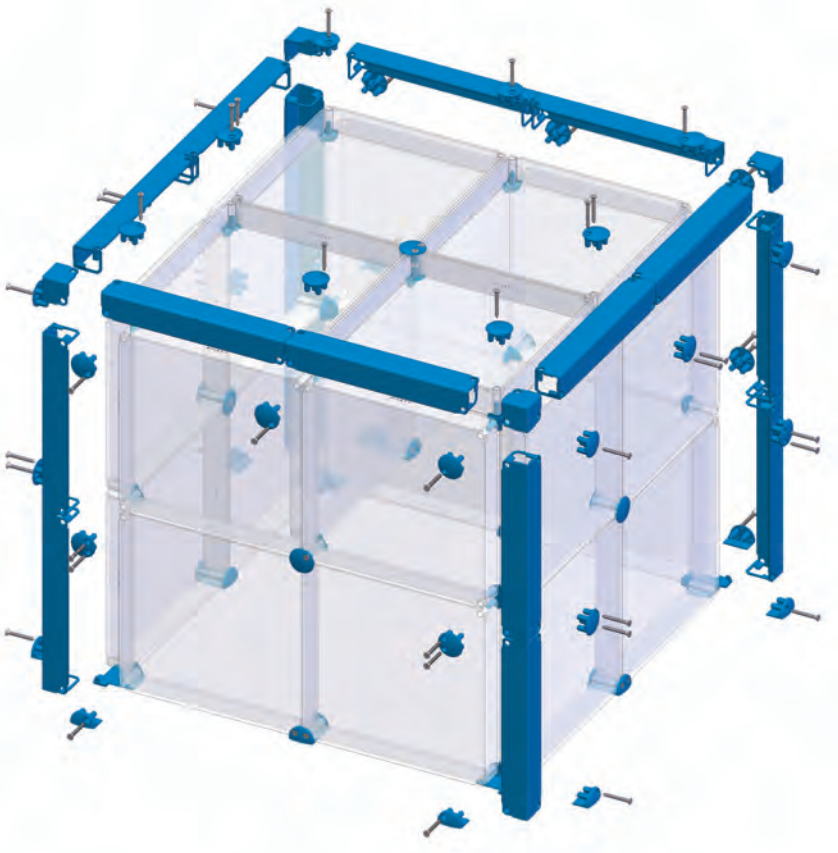

-Werkzeug
-Reinigung

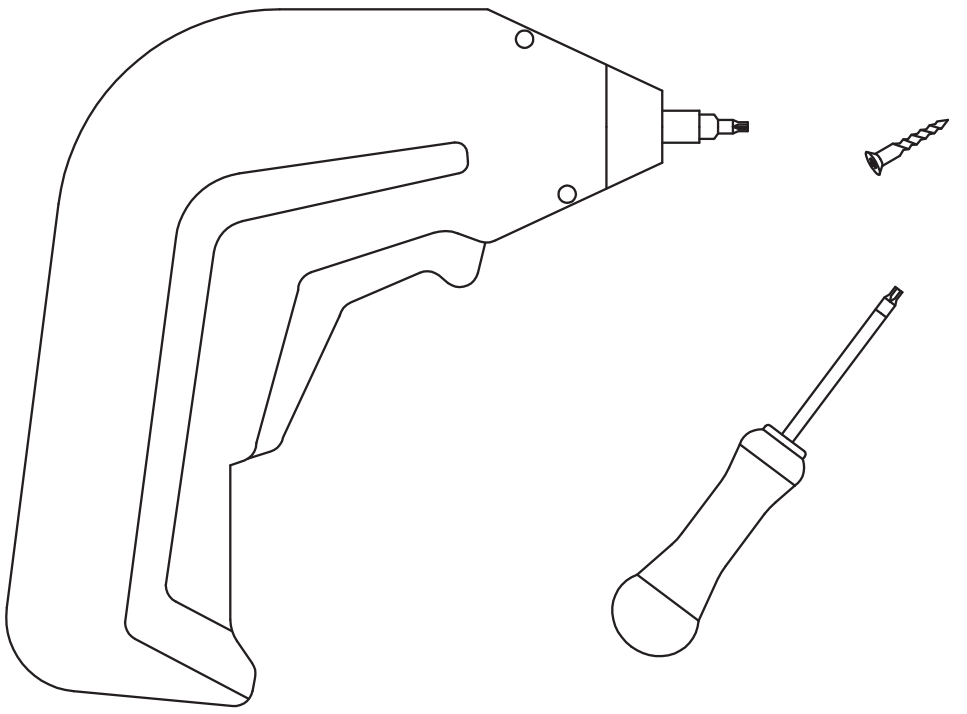

Benötigte Schrauben:
SPAX T 10 ; 3 x 25

Benötigtes Werkzeug:
Schraubendreher T 10

Maximales Drehmoment:
1 Nm



Reinigung der Systembauteile:

wie bei Autoscheinwerfern, mit Wasser und Shampoo und einem weichen Tuch.

xx niemals mit Lösungsmitteln xx